







Facility Emergencies

Information on Hamilton’s emergency preparedness and planning efforts can be found at this [LINK](#). In addition, the Science Center is equipped with array of emergency preparedness/safety features and capabilities, as follows:

	<p>A fully addressable fire safety system with the following components:</p> <ul style="list-style-type: none"> • Full smoke/heat detection and fire sprinkler suppression • Fire/smoke doors • Emergency lighting • Fire alarm pull stations • Visual and audible emergency alarms, along with a public announcement system 		
<p>Emergency power, but note the following:</p> <ul style="list-style-type: none"> • Red outlets or light switches indicate those on emergency generator power • If an outlet is “taped over” (as in far right image), do not use it 			
	<p>Additional emergency equipment in labs:</p> <ul style="list-style-type: none"> • Labs with recognized occupational or environmental hazards are identified with signage, as in the example to the right • Common lab safety emergency equipment includes first aid kits, fire blankets, emergency call boxes, fire extinguishers, eye wash/showers, spill kits, emergency power kill switches, emergency gas shut offs, and personal protective equipment (PPE) 		
<p style="text-align: center;">For all types of emergencies, remember the 3 C’s:</p>			
<p>1. CHECK—assess situation first</p> <p>2. CALL—notify your supervisor, others in the immediate area and Campus Safety (x4000)</p> <p>3. CARE—render appropriate care/action if you are equipped or capable of doing so, or evacuate space and let others render care/action</p>	<p>Know the location of the your emergency egress, evacuation and assembly points, as follows:</p> <ul style="list-style-type: none"> • Identify 2 means of egress from your lab or workstation • In the event of a fire alarm signaling an evacuation, proceed to the nearest exit and gather at the Science Center’s “Muster Point”: <ul style="list-style-type: none"> ○ <i>That location is the main quad</i> • In the event of an actual/on-going emergency in Science, you will be directed from your “Muster Point” to the building’s “Assembly Point”: <ul style="list-style-type: none"> ○ <i>That location is Commons Dining Hall (primary) or the Field House (alternate)</i> • Never reenter Science following an evacuation until told to do so by Campus Safety or your Building Coordinator 		